


STORYBOARD

TITLE	AUTHOR
Ivan's Legs	Adam Lloyd 011749121

Scene:	1	Shot No:	1
Frame:	250	Duration:	10.0

flashes & Sparks

Bunsen burner



Camera closes in slowly.


2.50

DESCRIPTION: Scene starts with Ivan hanging from the roof, facing away from the camera, working on his mechanic-leg project on his worktable. He will be using a welder type device that creates sparks and flashes. There is a Bunsen burner on the table.

Camera: Will be moving very slowly toward Ivan from a wide shot.

Scene:	1	Shot No:	1
Frame:	375	Duration:	5.0

Bunsen falls on floor



Character moves out of shot at medium pace.


DESCRIPTION: Camera stops moving in and Ivan "whizzes" at medium pace off to the right of the camera shot and then out of shot. He knocks the Bunsen burner as he moves out of shot and the camera shows the scene with the burner struggling to stay on the table, ultimately falling off onto the floor next to some cabling. One of the leg's will be visible on the table.

Camera: Will stop the movement from before keeping a large viewing distance.

STORYBOARD

TITLE	AUTHOR
Ivan's Legs	Adam Lloyd

Scene:	2	Shot No:	1
Frame:	875	Duration:	10.0



Character Path .

Final leg Piece

Tracking Camera
a little over shoulder.
(distance from camera to Ivan increases however.)

DESCRIPTION: Ivan moves down rail toward shelving unit that holds the other leg; he is being followed by the tracking camera to gain a feeling of the railed motion he is experiencing. Ivan picks up the leg turns and rotates around to face the tracking camera. He is looking extremely happy, as he knows it is the final piece left to attach before his mechanical legs are complete.
Camera: Tracking camera first following Ivan, then stopping, and then reversing as Ivan moves back towards it.

Scene:	2	Shot No:	2
Frame:	-1025	Duration:	3.0

Panic!



Contra Zoom Effect .

DESCRIPTION: Ivan halts his motion as he notices something.... The camera starts to Contra Zoom and his face changes to panic (scared).

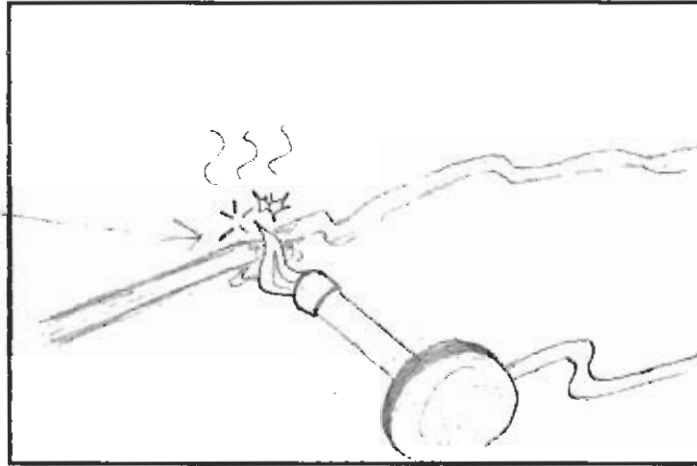
Camera: Halt all motion focusing on Ivan face with a Close Shot. Contra Zoom with focus on face.

STORYBOARD

TITLE		AUTHOR	
Ivan's Legs		Adam Lloyd	

Scene:	3	Shot No:	1
Frame:	1100	Duration:	3.0

Melting
Cable.




DESCRIPTION: Camera cuts to close up of the Bunsen flame burning through some cabling. This cabling powers the rail system Ivan has created and explains Ivan's panic/fear. You can see some melting and sparking coming from the cable section. This is what Ivan has just spotted and why he is scared.

Camera: Still Close shot of the scene – should be obvious its what he has seen by the fast cut too and back.

Scene:	3	Shot No:	2
Frame:	1225	Duration:	5.0

THUMB
Activate
Turbo
Button.



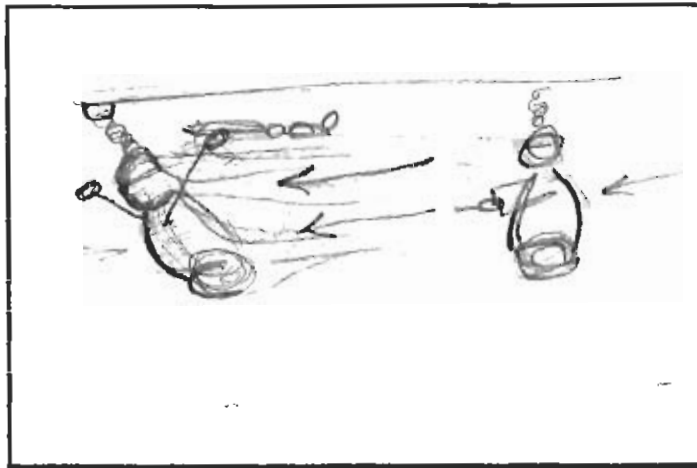
DESCRIPTION: Fast cut back to Ivan's hand with his Remote controller showing his thumb pressing the turbo button.

Camera: The close shot must be about the same distance as the previous shot and will be centred on Ivan's hand/thumb so you can clearly see the actions and the button text.

STORYBOARD

TITLE	AUTHOR
Ivan's Legs	Adam Lloyd

Scene:	3	Shot No:	3
Frame:	1275	Duration:	2.0



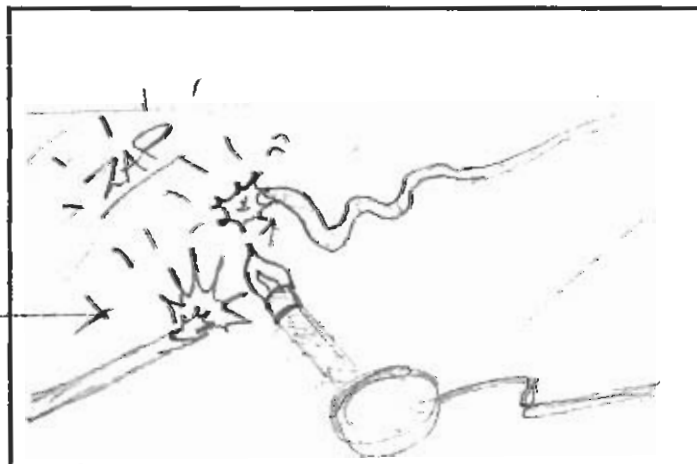
Moving
Very
fast

Not moving

DESCRIPTION: Ivan flies from right to left of shot at tremendous speed with lots of body stretching and motion blur. He is heading back towards his work area to turn off the burner gas.

Camera: Long shot side on to character similar to 1st scene. Ivan starts at the far right of the shot and ends at the left side, the camera is stationary until here. Motion Blur.

Scene:	3	Shot No:	4
Frame:	1650	Duration:	15.0



Cable
Snap.

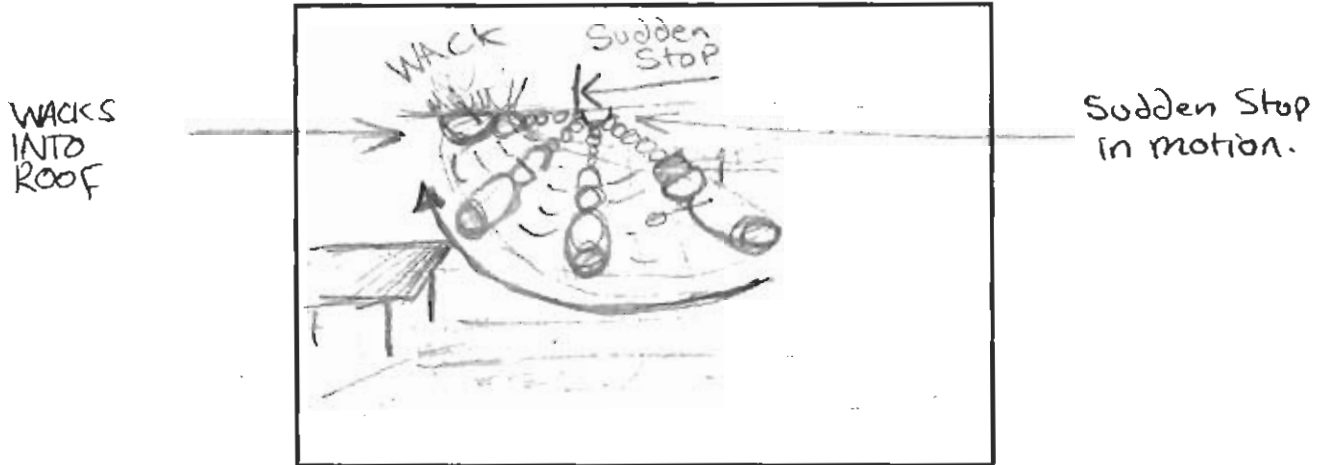
DESCRIPTION: Camera Snaps back to the Bunsen burner shot, this time the cable has completely melted and broken connection, this results in the rail system power cut. A lot of spark and some flash will accompany the breakage.

Camera: Same as Scene 1, Shot 1.

STORYBOARD

TITLE		AUTHOR	
Ivan's Legs		Adam Lloyd	

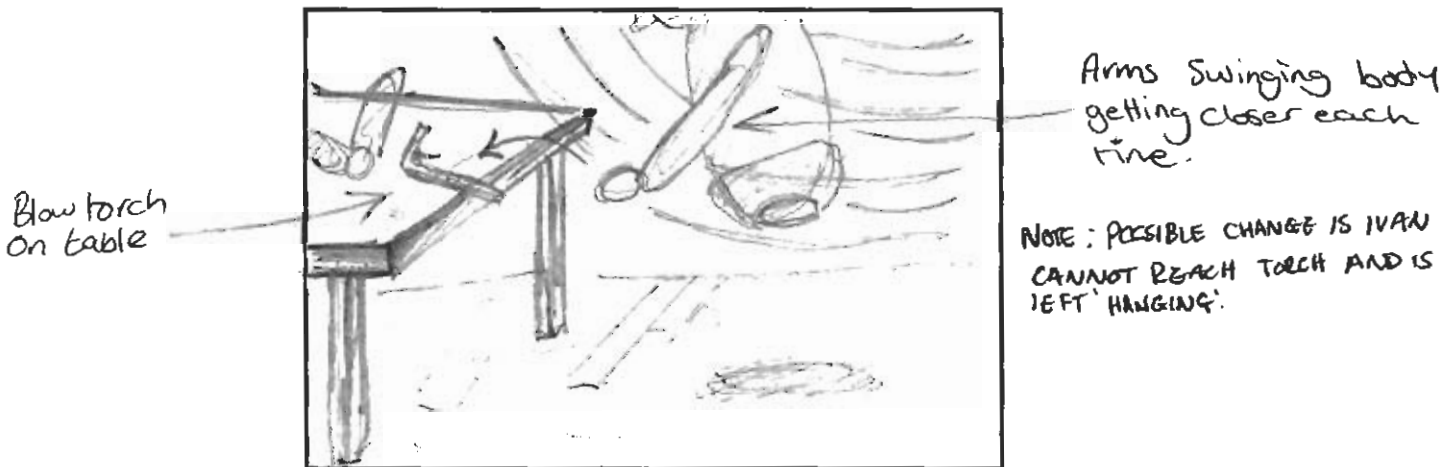
Scene:	3	Shot No:	5
Frame:	1900	Duration:	10.0



DESCRIPTION: The power cut causes the rail to immediately stop its motion, the Ivan's high momentum causes him to swing up and hit the roof or rail then settle too still, Ivan looks dazed.

Camera: The familiar side shot that is long like before so the swing arc shows fully.

Scene:	4	Shot No:	1
Frame:	2100	Duration:	8.0



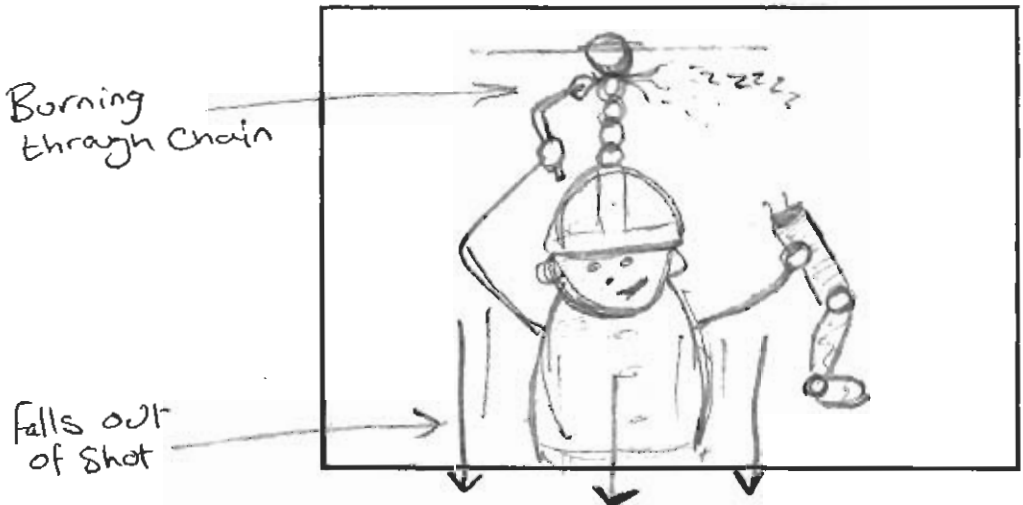
DESCRIPTION: Ivan uses his arms to gain momentum and tries to stretch for a blowtorch on his worktable, finally managing to grasp it.

Camera: Continuing camera from last scene/shot, however moves to medium shot as Ivan's hand nears the blowtorch, focusing on the torch.

STORYBOARD

TITLE		AUTHOR	
Ivan's Legs		Adam Lloyd	

Scene:	4	Shot No:	2
Frame:	2350	Duration:	10.0



DESCRIPTION: Ivan uses the blowtorch to burn through the chain connecting his helmet to the rail; this causes him to drop to the floor, near to the worktable.
Camera: Medium shot of the Ivan melting the chain then falling below the shot and hitting the ground with a thump. You don't see him hit the floor.

Scene:	5	Shot No:	1
Frame:	2350	Duration:	10.0



DESCRIPTION: Ivan pulls the leg unit to the floor then proceeds to attach the last leg to his creation... He seems excited whilst working and rushes to attach the leg unit to his torso section. Lots of sparks and flashes again as he solders with the blowtorch.
Camera: Slowly circling Ivan as he completes his work and attaches himself to it.


STORYBOARD

TITLE		AUTHOR	
Ivan's Legs		Adam Lloyd	

Scene:	5	Shot No:	2
Frame:	2600	Duration:	10.0

Hole left after breaking through

Man Squats then jumps up very fast




Confusion

NOTE: POSSIBILITY OF HAVING THE LEGS WORKING & REPLACING THE SEQUENCE WITH A WALK CYCLES.

DESCRIPTION: Ivan stands up with his new legs, he is a bit unsteady on them, as you would expect. He seems confused by the control and tries to walk, the unit seems to malfunction, his legs squat really low and then he flies very very fast straight through the roof of his workshop as his legs jump him upwards. Motion Blur on Ivan
Camera: Still, long shot that shows the floor and the roof so you can see his rapid movement upwards.

Scene:	6	Shot No:	1
Frame:	—	Duration:	—



Credit Sequence

Unconscious

DESCRIPTION: Credit sequence. After a delay Ivan falls back through the hole in the roof and crashes on the ground. He appears unconscious as the credits role on top of the scene. He gives a final look up before passing out at the end of the credits.
Camera: Static. Same shot as before.